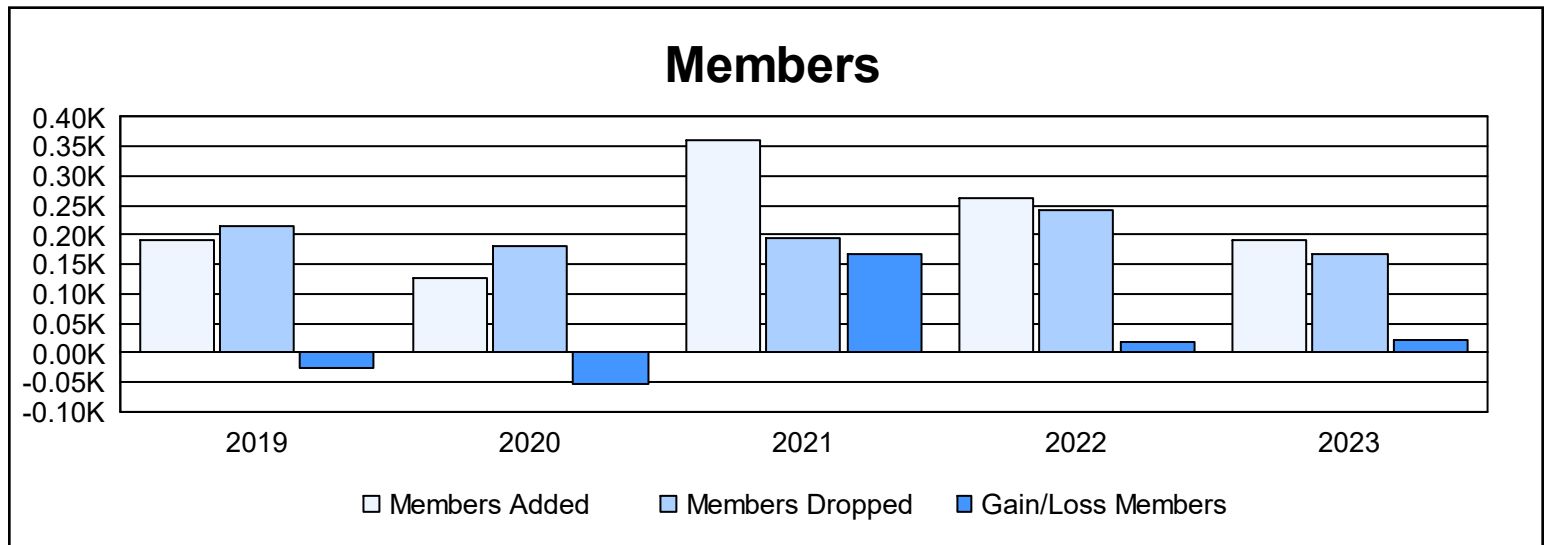
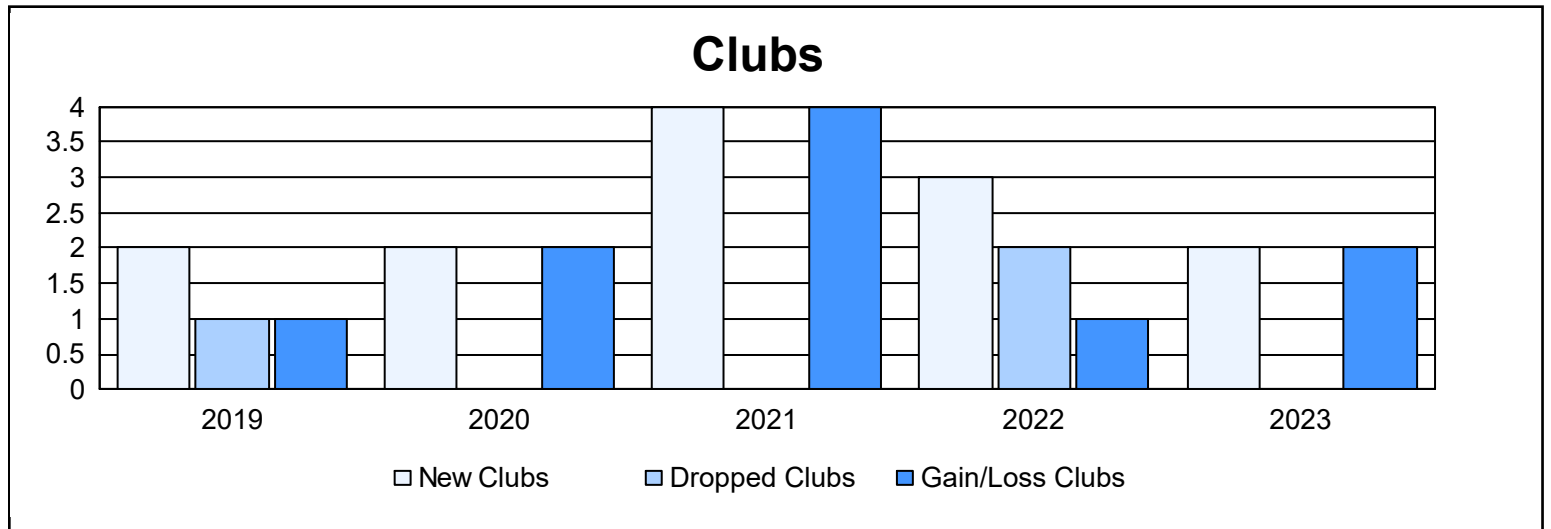
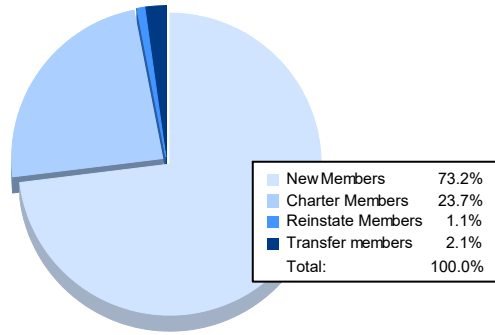


Year	New Clubs	Dropped Clubs	Gain/ Loss Clubs	New Members	Charter Members	Reinstate Members	Transfer Members	Total Member Added	Total Members Dropped	Gain/ Loss Members
2018-2019	2	1	1	123	59	7	1	190	216	-26
2019-2020	2	0	2	64	50	8	4	126	180	-54
2020-2021	4	0	4	217	122	22	1	362	193	169
2021-2022	3	2	1	133	95	30	4	262	243	19
2022-2023	2	0	2	139	45	2	4	190	169	21
<b>Average</b>	<b>3</b>	<b>1</b>	<b>2</b>	<b>135</b>	<b>74</b>	<b>14</b>	<b>3</b>	<b>226</b>	<b>200</b>	<b>26</b>



### Membership Composition June 2023 Cumulative



### Gender Composition June 2023 Cumulative

